

Aireys Inlet Primary School, Aireys Inlet

RESOURCESMART SCHOOL 2018-2019 FINANCIAL REPORT

ResourceSmart Schools is a Victorian Government initiative that will help our school embed sustainability in our curriculum, our campus operations and in our community. Our school is taking action to minimise waste, save energy and water, promote biodiversity and reduce our greenhouse gas emissions.

Since starting our schools ResourceSmart Journey in May 2016 our school has achieved the following:

This year our school has made the following progress toward our module and star certification:



WASTE Module increased from 70% - 74%



WATER Module increased from 31% - 34%



BIODIVERSITY Module increased from 32% - 82%

BENCHMARK REPORT

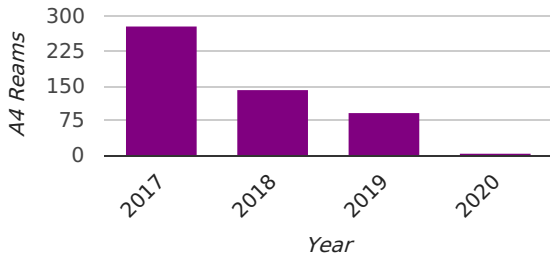
Resource	Benchmark (per student)	Usage		Currently meeting or below benchmark
		Baseline Year	Current Year 2019	
ELECTRICITY	250.0 kWh	442.88	183.15	Y
LANDFILL	0.3 m3	0.09	0.06	Y
WATER	4.0 kl	4.47	2.97	Y
PAPER	N/A	2.98	0.99	N/A
RECYCLING	N/A	0.17	0.57	N/A
*BIODIVERSITY	>75	66.00	79.00	NR

* Biodiversity is an aspirational goal and should be striven for where possible.

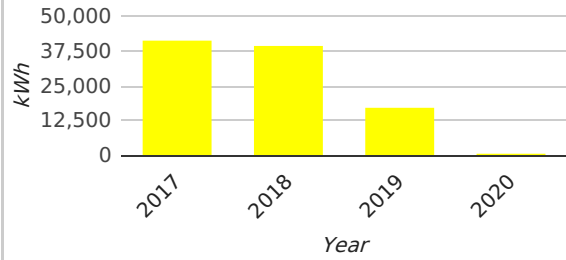
RESOURCE USAGE

--	--

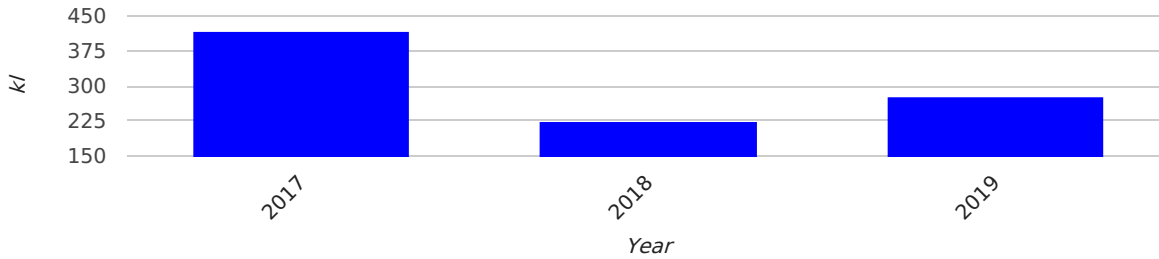
Total PAPER Usage



Total ELECTRICITY Usage



Total WATER Usage

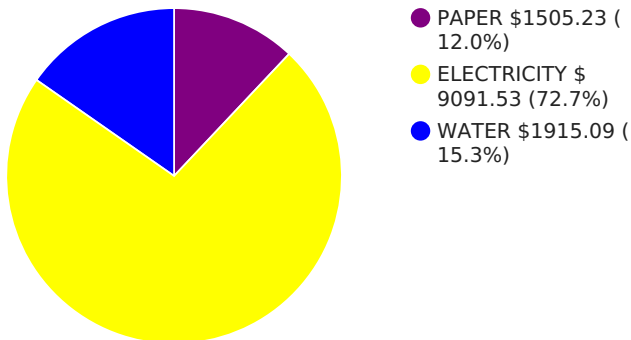


COST SAVINGS

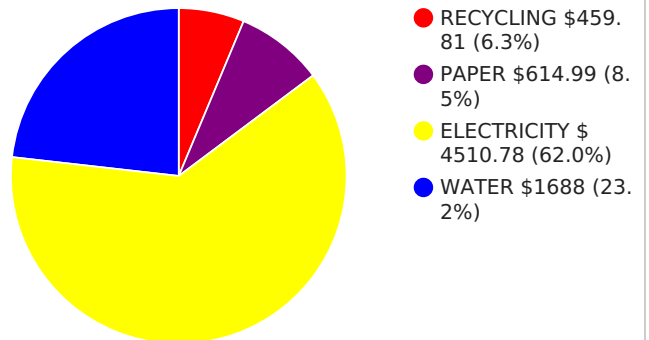
Resource	Cost (Annual Total)		Cost (per student)		Savings	
	Baseline Year	Current Year	Baseline Year	Current Year	Current \$ Total	Current \$ Per Student
RECYCLING	N/A	\$459.80	N/A	\$4.94	N/A	N/A
LANDFILL	\$0.00	\$0.00	\$0.00	\$0.00	increased savings by \$0.00	increased savings by \$0.00
PAPER	\$1,505.22	\$614.98	\$14.07	\$6.61	increased savings by \$890.24	increased savings by \$7.45
ELECTRICITY	\$9,091.53	\$4,510.77	\$84.97	\$48.50	increased savings by \$4,580.76	increased savings by \$36.46
WATER	\$1,915.09	\$1,687.99	\$17.90	\$18.15	increased savings by \$227.10	increased costs by \$0.25

Since baseline year of Dec 2017, Our school has saved a total of \$2,274.25 across all resources.

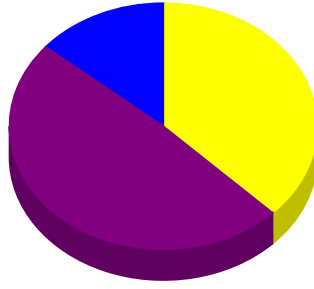
Cost Baseline Year 2017



Cost Current Year 2019

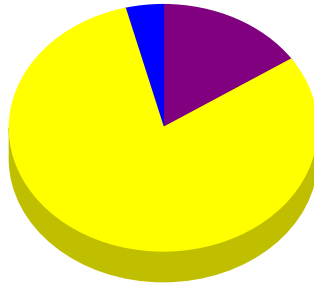


Total \$ Savings



● ELECTRICITY \$851.14 (37.4%) ● PAPER \$1108.54 (48.7%) ● WATER \$314.59 (13.8%)


Current \$ Savings




● PAPER \$890.25 (15.6%) ● ELECTRICITY \$4580.76 (80.4%) ● WATER \$227.1 (4.0%)


OVERALL SAVINGS


This equates to the following reductions of PAPER

	You would need 10 trees to make this much paper
207 Reams of paper	


This equates to the following reductions of ELECTRICITY


	Equal to boiling 32,776 full kettles
3,310 kWh of electricity	

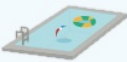
	Equal to riding a bike for 82,760 hours
3,310 kWh of electricity	

	Equal to 6 fridges running for a year
3,310 kWh of electricity	

This equates to the following reductions of WATER

	Equal to 102,670 milk cartons of water
102,670 Litres of water	

	Equal to 380 bathtubs of water
102,670 Litres of water	

	Equal to 0 swimming pools of water
102,670 Litres of water	


CURRENT YEAR'S SAVINGS


This equates to the following reductions of RECYCLING


	Equal to 1,363 rubbish bins of waste diverted from landfill
68 M3 of waste	

	Equal to 136 trailer loads of waste diverted from landfill
68 M3 of waste	


This equates to the following reductions of LANDFILL

	Equal to 24 wheelie bins of rubbish
3 M3 of waste	


	Equal to 1 skips of rubbish
3 M3 of waste	


	Equal to 0 garbage trucks of rubbish
3 M3 of waste	


This equates to the following reductions of PAPER

	You would need 9 trees to make this much paper
185 Reams of paper	


This equates to the following reductions of ELECTRICITY


	Equal to boiling 239,158 full kettles
24,155 kWh of electricity	


	Equal to riding a bike for 603,874 hours
24,155 kWh of electricity	

	Equal to 47 fridges running for a year
24,155 kWh of electricity	

This equates to the following reductions of WATER

	Equal to 140,000 milk cartons of water
140,000 Litres of water	

	Equal to 519 bathtubs of water
140,000 Litres of water	

	Equal to 0 swimming pools of water
140,000 Litres of water	

BIODIVERSITY IMPROVEMENTS:

In 2019 our Biodiversity Score changed from 72.00 to 79.00.

Leading Sustainability Teachers:

Cecilia Hartigan

Main Sustainability Teachers:

Ashley Arney

Jennifer Abel

Michelle Vernieux

Gina Coad

Clare Price

Glen Hurst